


STOP LOOK & learn™

Practice School Bus Safety

An Educational Coloring & Activity Book



Compliments of:

ABINGTON POLICE DEPARTMENT
(781) 878-3232 • EMERGENCY 9-1-1
CHIEF DAVID G. MAJENSKI

STOP LOOK & learn™

Practice School Bus Safety


An Educational Coloring & Activity Book



©2001 A.S.I. 45815
All rights reserved.



Always enter or exit the bus carefully. Wait until the bus has come to a complete stop.



**Unscramble
the
BUS SAFETY
words.**

1. isnscgor _____

2. rientegn _____

3. tesade _____


4. greneceym _____

5. rdervi _____

6. lemtoepc _____

7. pitnosgp _____


8. ixnietg _____



**Look both
ways before
crossing
the street at
a bus stop.**



Stay away from the street, wait quietly, and don't talk to strangers while waiting for the bus.



**Find and circle the words
in the puzzle.**

CROSSING

BUSES

EXIT

EMERGENCY

SEATED

STOP

DRIVER

STREET

SIGNAL

AISLE

B	C	R	O	S	S	I	N	G	O	R
P	L	B	U	S	E	S	R	A	W	S
M	F	A	R	E	S	I	G	N	A	L
E	M	E	R	G	E	N	C	Y	S	O
V	X	A	L	H	A	R	P	I	T	U
S	M	I	C	Q	T	N	F	M	R	T
T	N	S	T	H	E	E	I	N	E	L
O	C	L	K	T	D	R	I	V	E	R
P	S	E	Q	B	A	S	Q	A	T	Z

Hi kids!




While on the bus be sure to obey all the rules given by your bus driver.

How many words can you make
using the letters in


SCHOOL BUS SAFETY





**Find your way
through the maze!**


Start



Finish




It is important to go directly to your seat and remain seated while on the school bus. Keep your hands and feet out of the aisles.




**Be considerate
of the driver and
other students!**

Do not eat candy or
food while on the bus.

Never throw
paper or other
items while on
the bus. You
might distract
the driver or
cause injuries to
other students
on the bus.





Fill in the missing letters.

1. st__de__t__

5. w__it__g

2. __a__ef__ll__

6. __me__g__ncy


3. c__mp__e__e

7. c__n__ide__ate


4. q__ie__l__

8. __r__ss__ng





ANSWERS:
 1. students 2. carefully 3. complete 4. quietly 5. waiting 6. emergency 7. considerate 8. crossing




Locate the emergency exits on your bus. They are to be used only when necessary for a real emergency. **NEVER** fool around with the Emergency Exit doors.




**Follow the line that
will get the bus
to the rabbit!**






Be Safety Smart!

Can you
fill in the
missing
words?




-
-
1. Wait until the bus has come to a complete _____.
 2. Don't talk to _____ while waiting for the bus.
 3. While on the bus be sure to obey all the _____ given by your bus driver.
 4. Keep your hands and feet out of the _____.
 5. Never throw _____ while on the bus.
 6. Locate the _____ exits on your bus.

Let's go to school!



Before you enter or exit the bus wait for the bus and all cars to come to a complete stop. If you have to cross the street in front of the bus, always make certain you are far enough in front of the bus to see the driver.



Practice School Bus Safety

I, _____, will learn
(PRINT YOUR NAME)

and obey all the bus safety rules.

I will be considerate of the bus driver
and the other students.

(YOUR SIGNATURE)

STOP LOOK & learn™

Practice School Bus Safety

An Educational Coloring & Activity Book



LETTER TO THE PARENT

The Stop, Look and Learn™ line of coloring and activity books was created to educate and entertain your child. We encourage you to participate with your child in discussing each topic. Our goal is to create an activity book that will be a positive influence on your child's early development.